


Identify a section Broom



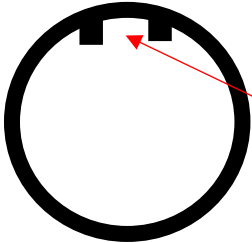
Outside Diameter-

Inside diameter-

Fill material
desired- Full
Poly/Full Wire-

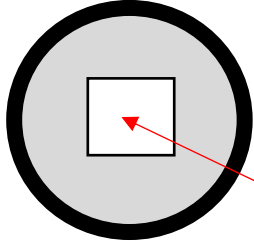
Level(straight) or
crimped(wavey)-

Choose Drive Style(Pin drive/Square drive)




Pin size and
spacing/Number of
pins
_____/_____

Inside Diameter Of core-



Square Drive Size



Flat or convoluted Section-

Extra information – (Intended usage/desired sweep/application details/Machine Make and Model) -

Blank area for providing extra information.